



Betty<sup>TK2</sup>  
Thau & Kallio  
2020





D: 48cm/18.9in  
Seating D: 42cm/16.5in.



W: 51cm/20.1in  
Seat H: 47cm/18.5in

H: 77cm/30.3in

# Betty<sup>TK2</sup> Thau & Kallio 2020

## Product description

Dining chair

## Environment

Indoor

## Material

Lacquered or Oiled solid wood and formpressed veneer. This product has not been treated with any biocides.

## Production process

The chair is made from solid wood and formpressed veneer.

## Gliders

Felt gliders installed as standard.

## Stacking quantity

8 chairs

## Dimensions

H: 77cm / 30.3in, W: 51cm / 20.1in, D: 48cm / 18.9in,  
Seating D: 42cm / 16.5in, Seat H: 47cm / 18.5in

## Packaging dimensions

H: 86cm / 33.9in, W: 53.2cm / 20.9in,  
D: 51.7cm / 20.4in.

## Colli quantity

1 (2 pcs)

## Weight

Product: 4 kg  
Incl. packaging: 7.5 kg

## Country of origin

Latvia

## Certifications



## Strength, durability and safety testing


The chair is tested for strength, durability and safety according to EN 16139 level 2 - Extreme use.

## Cleaning instructions


Please download our Material Care & Cleaning instructions through [www.andtradition.com](http://www.andtradition.com)

→ Stock items

Black  
Oak  
Smoked Oak



→ Black  
Lacquered ash



→ Oak  
Lacquered oak



→ Smoked Oiled Oak

## Related products



&Tradition®



TK2

# Recycling & Disassembly

Betty<sup>TK2</sup>

## RECYCLING

The Betty chair is built to last, and we hope that your Betty will serve you for many years. The chair is made from solid wood and wood veneer, and can be easily separated from its base. All metal and wooden parts can be separated and delivered to a suitable recycling station.

## SPARE PARTS

To purchase spare parts for your Betty chair, please write to our sales support team at [info@andtradition.com](mailto:info@andtradition.com) with your query.

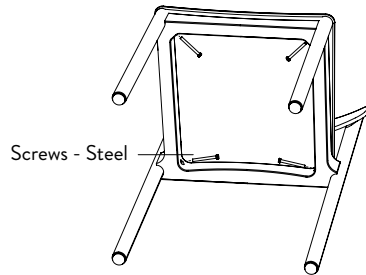
## 5 YEAR WARRANTY

&Tradition provides a 5-year warranty with every Betty chair, which covers faults which were present at the time of purchase, or which have occurred as a result of a manufacturing defect. The warranty is valid from the date stated on the original invoice.

## DISASSEMBLY

### Disassembling of Betty chair

1. Unscrew the bolts located inside the frame of the seat. This can be done with a socket wrench.



2. Remove the gliders.

